



HALONG CRUISE GUIDE

INDOCHINA JUNK

Your ultimate guideline when traveling to Halong Bay - A world heritage site

 indochina-junk.com

 facebook.com/IndochinajunkHalongbay

 instagram.com/indochinajunk

TABLE OF CONTENTS

QUICK FACT OF HALONG BAY	PAGE 3
WEATHER	PAGE 4
TRANSPORTATION	PAGE 5
ACTIVITIES IN HALONG BAY	PAGE 9
INDOCHINA JUNK'S FLEET	PAGE 12
HALONG CRUISE ITINERARY	PAGE 13
DESTINATIONS TO COMBINE WITH HALONG CRUISE	PAGE 16
HALONG BAY FOOD	PAGE 18
SAFETY NOTICE FOR HALONG BAY CRUISE WITH INDOCHINA JUNK	PAGE 21
YEN DUC VILLAGE	PAGE 26

QUICK FACT OF HALONG BAY

OFFICIAL NAME

Halong Bay -
Descending Dragon Bay.

AREA

Total area **1553 km²**
with **120 km** coastline

ISLAND

Over **1969** islets with water body.
989 islands and islets are named
980 islets stay unnamed



LOCATION

Northeast of Vietnam
165 km from Ha Noi
- Capital of Vietnam

SEA

Generally less than **10 meters (33 feet)**



CAVE SYSTEM

About **40** caves and grottoes are discovered
20 of them are opened for tourists



FLORA AND FAUNA

Halong Bay is the home of approximately **507** plants,
200 fish, more than **200** coral,
numerous molluscs, **71** birds, **45** reptiles.



HALONG BAY IN MOVIE

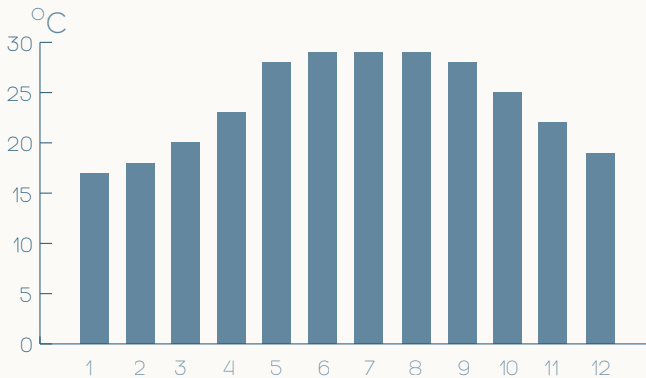
Indochine (1992)
James Bond-Tomorrow never dies (1997)
Pan (2015)
Kong: Skull island (2017)

HALONG BAY WEATHER

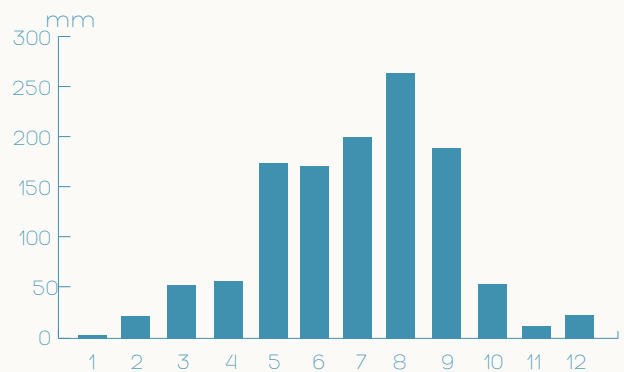
Halong Bay is situated in the Northeastern part of the country, its weather is different in 4 seasons (spring, summer, fall, winter) but it can be mainly divided into cold dry winter and hot humid summer.

June is the hottest month in Ha Long Bay with an average temperature of 29°C and the coldest is January at 17°C with the most daily sunshine hours at 8 in December. The wettest month is August with an average of 265mm of rain.

Average Temperature



Average Rainfall



WEATHER

Spring
(Feb to Apr)



Summer
(May to Aug)



Autumn
(Sep to Nov)



Winter
(Nov to Jan)



ACTIVITIES

Spring



Summer



Autumn



Winter



Ha Long Bay is worth visiting the whole year round for its own hidden beauty in every single season. Each season will bring you a different feeling that you will never forget!

There are about approximately 170 kilometers between Hanoi and Halong.

TRANSPORTATION

The luxury van – the premium transfer between Hanoi – Halong Bay

- Luxury van service is provided by Indochina Junk. We are said to be the first company offer the "Luxury Van Service" to give the customers more luxurious and comfortable transfer between Hanoi & Halong.
- The transportation is well included in a tour with Indochina Junk (no need to pay extra any fees) and has an affordable price to pay.
- It's a brand new van which is renovated from original Ford 16 seats van. Now each van has only 7 huge leather seats and is featured with luxury interior design. Luxury vans provide huge and soft seats with seat belts. This kind of van has a lot of modern features (USB charging ports, minibar, TV, Wifi, etc.)



Direct flight from Hanoi to Halong bay by Helicopter and Seaplane



- If you don't mind the cost, this is the fastest and best way to transfer between Hanoi and Halong bay.
- Helicopter is available and supplied by Vietnam Northern Service Flight Company. This service is only available for charter and is at a higher budget range. They have MIA-17 (24 seat) and MIA -8 (12 seat), produced by Russia.
- The seaplane takes off from Noi Bai international airport and lands off at Tuan Chau Marina with only 45 minutes. You also have 15 minutes for sightseeing over Halong bay. Hai Au Aviation is the unique seaplane service in Vietnam until now. (<https://www.-seaplanes.vn>).

Shuttle bus/ Private car

- Shuttle bus/car is the most popular option.
- You can choose to hire a private car transfer or use shuttle bus service which is normally included in Halong Bay tour package.
- Departs from Hanoi Old Quarter area only. The shuttle bus can be understood as "tourist bus", leaving Hanoi around 07:00 - 08:00 am and return at 5:00 – 5:30 pm every day.
- If you are staying at a hotel in Hanoi Old Quarter, the shuttle bus will come to your hotel to pick you up. Otherwise, you have to take a taxi to the meeting point (normally is in front of Opera House).



Local Buses

- Travelers can get a bus from Gia Lam or My Dinh bus station in Hanoi to Bai Chay bus station in Halong city.
- It currently costs about 7 – 10 \$/person/way, it is cheap but more crowded and inconvenient as no one speaks English.
- Payment by VND (Vietnam dong) is accepted.

Train

- Departs from Yen Vien train station in the early morning and arrives Halong at 12:00 am.
- The train schedule is not convenient and takes longer time than shuttle bus. Moreover, when you reach Halong train station, you need to hire a taxi to go to the harbor.
- On the train there are almost local people, most of them can't talk and understand foreign language.

OTHER FACTS ABOUT TRANSPORTATION TO AND FROM HALONG BAY

Transfer timing:

3.5 – 4 hour is the certain time for transfer from Hanoi to Halong Bay by car. Because of road conditions and speed limitation that this bus trip will be slow and time-consuming.

Direct transfer from Noi Bai Airport to Halong Bay:

It takes 3.5 hours from Airport to Halong Bay. Because there is not shuttle bus service with pick up at Airport so you have to hire a private car for this service. Please, note the standard check-in time for Halong Bay cruise is 12:00, you should arrange your flight time to fit this schedule.




Transfer from Hai Phong city/ Airport to Halong bay:

You can travel from Hai Phong city/ Hai Phong Airport to Halong Bay by private car. It is about 75 km from Hai Phong city/ Hai Phong Airport to Halong Bay and 2 – 2.5 hour transfer

Transfer from Halong bay to Cat Ba island:

You can travel from Halong Bay to Cat Ba Island by taking wooden junk from Bai Chay harbor to Gia Luan harbor, from there you get the shuttle bus to Cat Ba town. Another option is taking ferry from Tuan Chau Island to Gia Luan harbor then Cat Ba town.



Transfer from Halong bay to Ninh Binh city

You can travel from Halong Bay to Ninh Binh city. Ninh Binh is also a great place to visit. After Halong Bay trip, you can get local bus to Ninh Binh at Bai Chay bus station (not far from harbor). There is also private car available for this transfer service. The distance is 220 km and takes more than 4 hour driving.

Transfer from Halong bay to Sapa:


Normally, travelers drive from Halong bay to Hanoi for stop then take an overnight train or bus to Sapa but you can also travel from Halong Bay to Sapa on an overnight bus (Phuc Xuyen bus). They have daily schedule at 6:45, 11:00 and 18:00, departing from Bai Chay bus station to Sapa. However, it is a long distance, nearly 500km.

Scenic highway:

Transfer from Hanoi to Halong Bay passing by Bac Ninh, Hai Duong and Quang Ninh province, you will get to see country side with many villages, water buffalo, rice fields... and other interesting local life feature, so be ready with your camera for this 4 hour driving.

Yen Duc village, the community-based tourism village on the way

Yen Duc village locates 70km from Halong Bay, on the way back to Hanoi. It is about 2 km from main road to the village. Indochina Junk has developed this community based tour to promote local culture and bring more unique experience to visitors. You can choose to stop by there for 2 hour, 5.5 hour option or stay overnight in the village to discover. More details at <http://yenducvillage.com/> .



ACTIVITIES IN HALONG BAY

Kayaking

- Where to take: some specific and safe areas of Halong Bay/ Bai Tu Long Bay
- How to take: book with tour operators or well included in overnight cruise
- Note: follow the tour guide's instruction/ stay away from dangerous and unpredictable areas



Swimming

- Where to take: some specific and safe areas of Halong Bay/ Bai Tu Long Bay
- How to take: mostly well included in overnight cruise
- Note: follow the tour guide's instruction/ stay away from dangerous and unpredictable areas, especially in jellyfish season (from May to August)

BBQ by the beach

- Where to take: Thien Canh Son beach, Ba Trai Dao beach, Soi Sim beach
- How to take: book with tour operators/ well included in overnight cruise
- Note: depends on weather conditions.



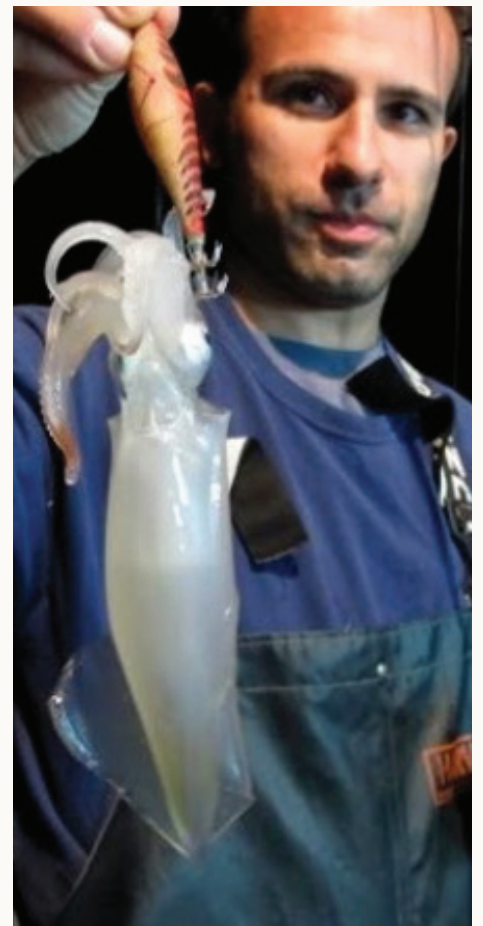


Fishing & Squid fishing

- Where to take: fishing with local villagers from floating villages/ book with tour operators/ well included in overnight cruise
- How to take: you are provided with fishing rod and racquet then learned how to catch fish (both day and night) and squid (only at night)
- Note: depend on the seasons and your luck (the squid season is around April and tends to finish around January)

Visiting local floating fishing village

- Where to take: Vung Vieng Village, Cua Van Village, Ba Hang Village or Cap De Village in Hung Thang Commune
- How to take: well included in overnight cruise
- Note: most of floating fishing villagers are now have to move their home to mainland due to Halong Bay's Management Board, so the floating villages now are more like museums of their lives in the past.





Cycling

- Where to take: Viet Hai village, Cat Ba island, Tuan Chau island
- How to take: book with tour operators/ well included in overnight cruise
- Safety note: follow the guide and wear comfortable clothes with protective gears

Cave visiting

- Where to take: Sung Sot cave, Thien Canh Son cave, Thien Cung Cave, Dau Go cave, etc.
- How to take: mostly well included in overnight cruise
- Safety note: beware of wet and slippery cave ground



Climbing/ Trekking

- Where to take: Ban Sen Island, Quan Ian Island, Cat Ba National Park and Titov Island
- How to take: book with tour operators
- Note: a good-quality set of hiking boots, preferably with good water resistance. If it is a long route in several days, prepare first-aid kit, water bottle, topographic map, compass, space blanket, sweater and other essential things.



INDOCHINA JUNK'S FLEET



L'AMOUR JUNK

1 Deluxe Cabin
4 boats

PRINCE JUNK

2 - 4 Deluxe Cabins
3 boats



DRAGON LEGEND

24 Luxury Cabins
2 boats



RED DRAGON

5 Deluxe Cabins
1 boat

DRAGON BAY

1 boat



DRAGON'S PEARL

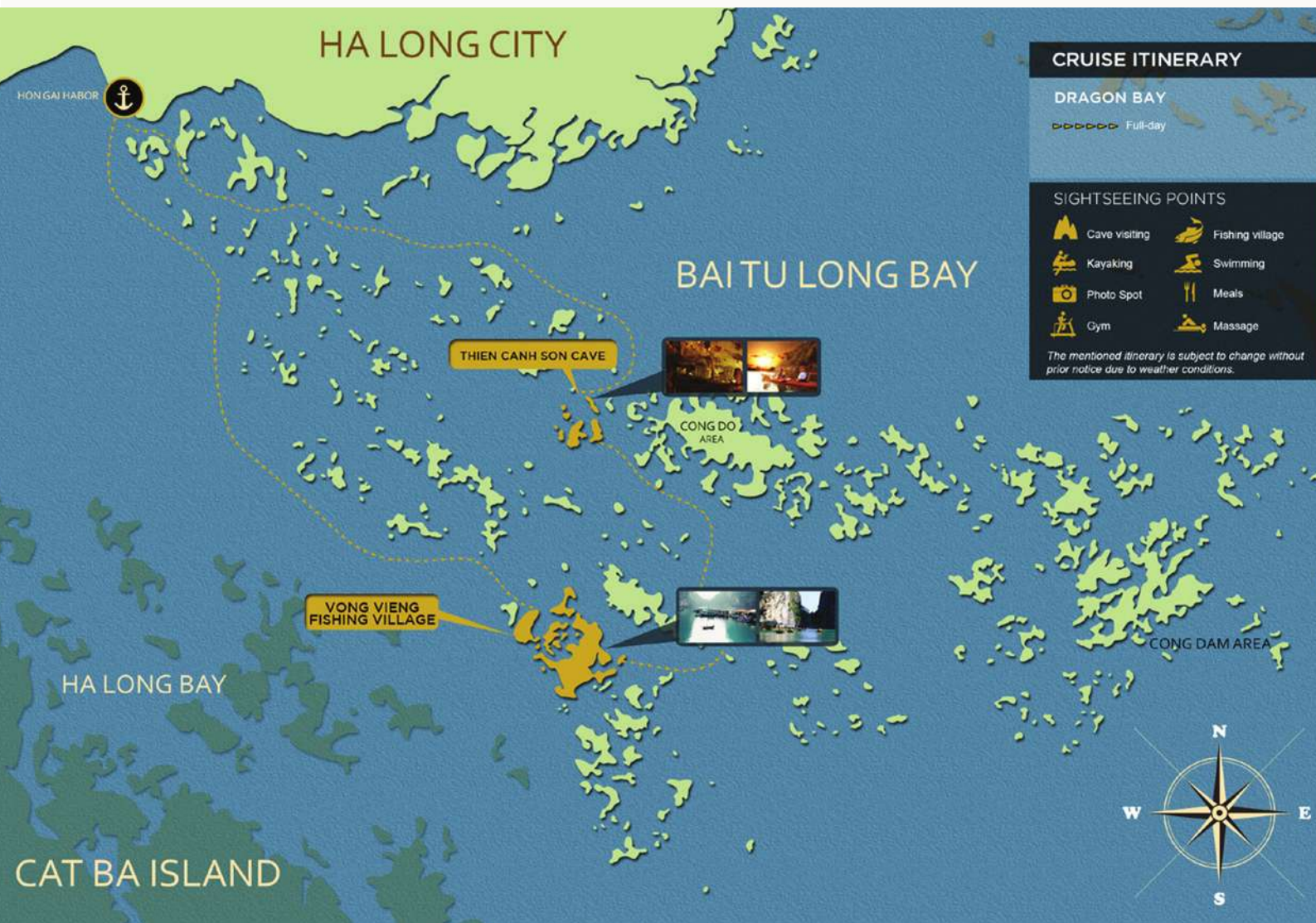
10 Deluxe Cabins
3 boats

Halong Bay cruise itineraries can be arranged based on your

HALONG BAY CRUISE ITINERARY

Day cruise is a short journey created to give you a short observation of the breathtaking scenery of Halong Bay

- Duration: The day cruises can be classified as the half-day cruise (4 hours) and full-day cruise (8 hours)
- Activities during tour: Cave visiting, Relaxing on the beach, Kayaking
- Type of boats: Classic wooden junk or Motorboat
- Type of trips: Private cruise or Shared cruise with other tourists





1 night cruise is a great option to admire the marvelous natural beauty of Halong Bay in a limited time frame.

- Duration: approximate 24 hours
- Activities during tour: Cave visiting, Beach, Kayaking, Floating village
- Type of boats: Classic wooden junk or Modern Luxury Cruise
- Type of trips: Private cruise or Shared cruise with other tourists



2 night cruise is ideal for you to discover Ha Long Bay and local life in a relaxed schedule.

- Duration: approximate 48 hours
- Activities during tour: Cave visiting, Beach, Kayaking, Floating village, BBQ on the beach, Fishing.
- Type of boats: Classic wooden junk or Modern Luxury Cruise
- Capacity: From 01 to 40 cabins on boat
- Type of trips: Private cruise or Shared cruise with other tourists.

In the itinerary of 3 days 2 nights cruises, some operators will organize you on a day boat to explore the bay on the second day of trip and back to the main boat in the afternoon; on the other hand, *Indochina Junk offers you a continuous cruise experience, not switching between boats on the second day of the trip.*



Halong Bay cruise itineraries can be arranged based on your

DESTINATIONS TO COMBINE WITH HALONG CRUISE

Halong Bay was formed by millions of years of geological changes, which created thousands of islands. While you are planning to go to Halong Bay, why don't you pay a short stay at some nearby destinations. You will have an unforgettable trip in Vietnam - we promise.

320KM Northwest from Hanoi

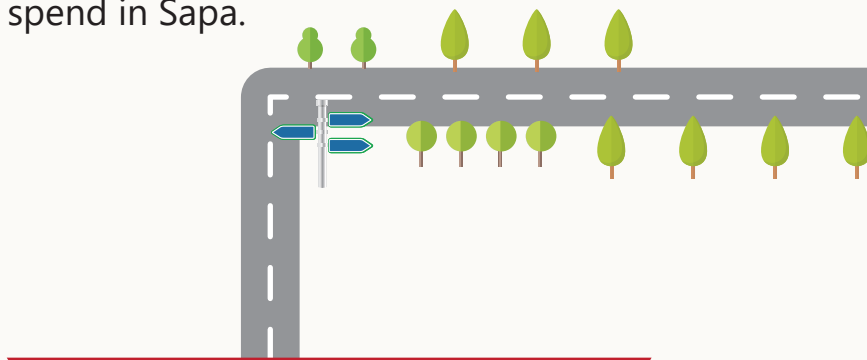
453 KM to the North from Halong

WHAT TO EXPERIENCE

Discover the life of Dzaio people with trekking, visiting local market, climbing Fansipan peak, and taking a look at local ethnic villages.

2 - 4 DAYS

is the amount of time you should spend in Sapa.



150 KM Southwest from Hanoi

330KM to the west of Halong

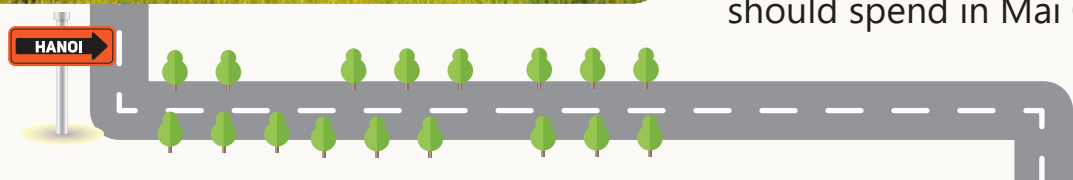
WHAT TO EXPERIENCE

Learn about the life of Muong people.

Activities: trekking, biking, and visiting local ethnic village

2 - 3 DAYS

is the amount of time you should spend in Mai Chau.



THE HEART OF VIETNAM

WHAT TO EXPERIENCE

The combination of old and new Vietnam culture, of oriental and French colonial architecture styles.


2 – 4 DAYS

is the amount of time you should stay there or as long as you love.

HANOI CAPITAL



YEN DUC VILLAGE



100 KM from Hanoi

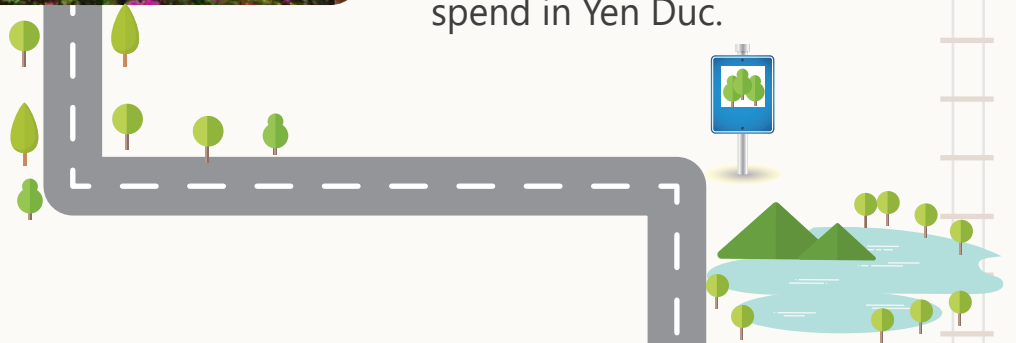
60 KM from Halong. You can travel directly from Halong to Yen Duc.

WHAT TO EXPERIENCE

Community based tourism project. Activities: farming, water puppet show, and learning about local life.

2 – 3 DAYS

is the amount of time you should spend in Yen Duc.



105 KM from Hanoi

228 KM from Halong. You can travel directly from Halong to Ninh Binh.

WHAT TO EXPERIENCE

Visit Trang An by boat, visit Tam Coc cave, and many temple & pagoda. Biking is another option to visit attractions in Ninh Binh.

2 – 3 DAYS

is the amount of time you should spend in Ninh Binh.

NINH BINH




HALONG BAY FOODS

Whenever visiting any attraction in any country in the world, most travelers love spending their time exploring and enjoying local cuisines. Halong Bay tourists are probably no exception, and they would definitely be surprised by the exceptional gastronomy of this charming bay.

Here're some quick facts of foods served during a Halong Bay cruise:

- **All inclusive tour:** normally all meals on board are well included in Halong Bay cruise price. The exclusives might be drinks expenses, kayaking fees, transfer cost between Hanoi & Halong Bay. Just ask your travel consultant about what are inclusive and exclusive before booking.
- **Seafood:** Of course! Halong Bay is famous for seafood, so each meal is an estimated portion of 50% for seafood dishes and 50% for meats, vegetables and others! Halong Bay seafood is very fresh and tasty due to its special ocean areas.
- **Type of cooking:** both Western and Vietnamese style. The handful chefs will make you satisfied with Vietnamese foods and have some slight changes in cooking to be more suitable to foreigner's taste.





- **Special requirement:** Vegetarians/ Dietary and Allergy request: Partly or Absolutely Vegetarian, Seafood/ Lacoste/ Nut Allergy, Gluten Free, etc.: just let them know before boarding and they can well handle your requests!

- **Type of meals:** You can be served a set menu, or a la carte menu, or buffet meal.

- **Nutritious and Culture value:** courses are completely nutritious with the reasonable rate of vital substances as well as the balance between seafood, meats and vegetables. And the chefs want to share with customers about Vietnamese culture details through the way of cooking and eating (using chopsticks, rice, locally distinctive materials...)



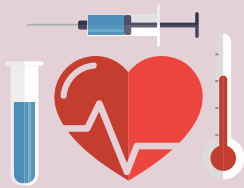


- **Decoration:** The professional chefs create not only high-quality but also extremely aesthetic foods. Every dish is truly an inspirational work of art which is made by skillful hands. For examples: a lovely boat sculptured from watermelon and pumpkins, a stately dragon sculptured from pumpkin and carrots, or even a couple of doses made from turnips,...

SAFETY NOTICE FOR HALONG BAY CRUISE WITH INDOCHINA JUNK

We take our responsibilities seriously and safety is our first concern.

1. Particular individuals



People with severe disabilities or chronic health problems who need medicines that require low temperature storage cannot be accommodated on our boats.



The very elderly or heavy/so overweight passengers will also not be able to cruise with us as we do not have the qualified staff or facilities to serve them.

2. Poisonous plants and animals


During the summer, especially May, June, July, August before going to swim, guests should ask the guide or captain for advice because it is when the poisonous jellyfish are most active.

Before kayaking or swimming

- Stay away from jellyfish area
- Do not touch jellyfish that have washed ashore
- Wear protective creams/lotions and wear wetsuit
- Leave the water immediately if you see or suspect a jellyfish

In case of being stung by jellyfish, you must immediately

- Get out of the water as calmly as possible to avoid more stings.
- Remove any pieces of jellyfish tentacle
- Rinse with vinegar or apply a baking soda paste
- Soak the area in hot water for at least 20 minutes if possible.
- Take a pain reliever and apply dedicated lotions to help relieve itching and swelling.




3. Emergency



- **Storms:** when storms come during the tour guests should stay calm and follow the instructions of the captain and guide. Guests need to move to the highest open areas of the boats or a clear space or the dining areas so they are not trapped in the cabin.


- When engines are heard operating at night when the boat is anchored guests need to evacuate their cabins because a storm is possibly coming and the running motor keeps the boat stable. Although rare, the sound of a motor may mean a potential boat collision.
- If emergency assistance is needed while you are in your cabin, please call the receptionist via hotline number. In case of a severe emergency situation requiring immediate attention you may also activate the fire alarm in your cabin.



4. Safety Facilities



- **Life vest** in each cabin and in all public areas, life buoys; and life rafts large enough to hold all the guests and crew on board. In addition, we also have special life jackets for children. If you are traveling with children we will put additional children's life jackets in your cabin.




- **Flashlights and hammers** to break the alarm glass are in each cabin. Fire alarms and fire extinguishers are at different areas on board, following the standard guidelines and ready to use.



- Most of the cabins are **smoke-free**; please do not smoke in your cabins.



- **Diagram** in each room to exit in case of emergency.




- **Marine equipment:** VHF radio, GPS plotting, walkie-talkie, water leaking alarm system, water pump system, fire alarm system and fire extinguishers.




On the Dragon Legend boat: The bathroom in your cabin has windows that can be opened. Whenever you are not in your cabin please keep the windows closed and locked. **Especially on the lower deck, to prevent water damage to the cabins and your belongings in case of sudden storms.**

5. Onboard safety

- Brief introduction about the trip with itinerary, crews, activities and safety, weather information.
- Activity warning: our guide will give a short introduction and safety instructions to our visitors, depending on weather conditions and seasonal features, we recommend you listen carefully to this information.
- The speed boat to transfer a guest immediately to harbor if there is a health emergency.
- Medical aid kit available on board.
- Indochina Junk Marine Search and Rescue team with essential skills, training and equipment to deal with emergencies.
- Water Supply: Boat tap water is not suitable for drinking, but can be used for brushing teeth.
- Electricity: All outlets provide 220 volts please do not plug in appliances that use lower voltages.
- How to open the personal safety box on Dragon Legend boat:
 - To open: Enter 3 to 6 digits of your choice and press the # button.
 - To close: Enter your preselected code and press #.
 - To change the new code: (Make sure the door of safe box is opened): Enter from 3 to 6 digits of your choice and press * button.
 - Note: The default code is 123456#
 - For assistance. Please dial "0" for instructions.
 - Safety boxes are included in your cabin. We strongly advise that jewelry, cash, passports and other small valuables be secured in the safety box.
 - Dragon Legend Cruise will not be held responsible for any items not secured in the personal safety box.



Code: 123456#



6. Tender Safety

While onboard tender vessels, remain seated with life vest fastened at ALL TIMES.



7. Outdoor activities safety

Kayaking safety



- Passengers who go kayaking must wear a lifejacket and keep secured at all times.
- Passengers must follow guide and kayak only where indicated.
- Passengers must stay with the group and not stray off.
- Passengers must not enter ANY caves unless guide has instructed them to do so.
- Please use a paddle to push away from rocks, as they are sharp and can be dangerous.
- Passengers must follow any verbal or physical instructions from the guide.
- Although it would be rare, kayaks may flip, therefore as stated previously your life jacket must be kept secured at all times. If your kayak does flip, do not attempt to upright. Quickly, but calmly remove your legs from the well and float to the surface. Hang on to the kayak and await assistance from the crew.
- Our guides are happy to provide clarity on any safety topic.


- At beaches passengers must stay within the netted area designated for swimming.
- Passengers must be aware of the occasional presence of jellyfish in Halong Bay. Passengers are responsible for their own safety while swimming and should avoid jellyfish at all times.
- Any passenger stung by jellyfish should alert a member of staff immediately for prompt treatment.
- Passengers may only swim from the boat with permission of the boat management and must stay close to the boat and within eyesight of the staff assigned to watch them.
- Passengers must come back onboard when asked to do so by staff.
- Do not consume alcohol before swimming or kayaking.

Swimming Safety



Cave Safety

- Passengers are encouraged to wear strapped-on full coverage shoes when exploring caves.
- Cave surfaces are very uneven and can be very slippery.
- Passengers should be very aware of what is above them and be careful to avoid banging their heads on low hanging cave surfaces at all times.
- Passengers should be careful about touching cave walls; they can be rough and sharp.
- Please do not collect personal souvenirs from the caves.



8. Passenger Personal Safety

- Boat deck and stairway surfaces can be slippery when wet, please walk carefully.
- Rear stairway to the sundeck has low clearance; taller passengers should watch their heads.



- Parents should watch their small children whenever on the open decks or balconies, very small children could fit between the spaces in the railings. Parents are encouraged to have small children wear life jackets whenever out of the cabins as extra precaution.



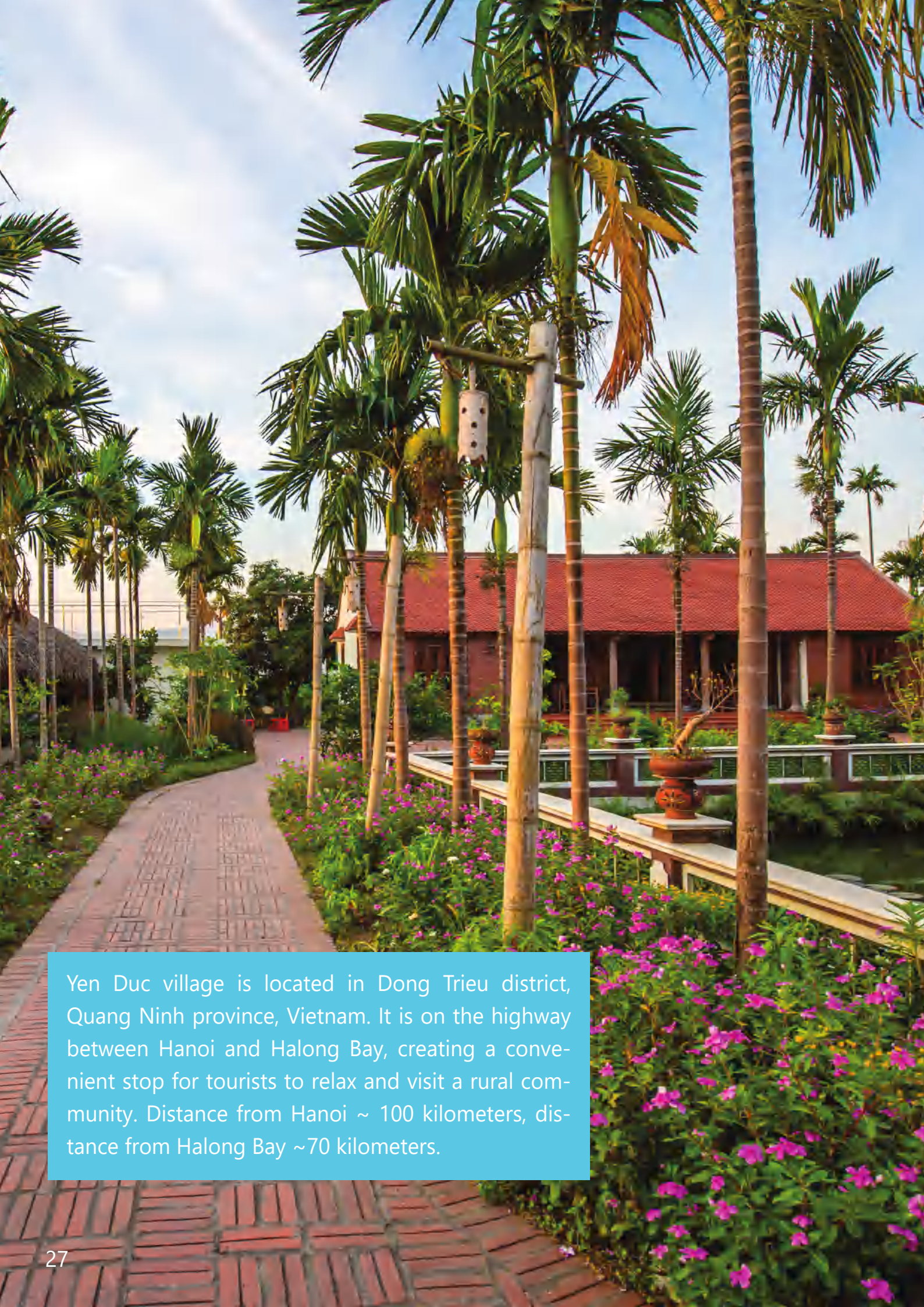
Experience authentic life
of Vietnamese

YEN DUC VILLAGE



Yen Duc Village tour is a community based tourism project, which has been developed by Indochina Junk JSC since 2011, aim to support local community and bring more unique experience to visitors. We also focus on promoting Vietnamese culture to international customers.

Website: www.yenducvillagetour.com



Yen Duc village is located in Dong Trieu district, Quang Ninh province, Vietnam. It is on the highway between Hanoi and Halong Bay, creating a convenient stop for tourists to relax and visit a rural community. Distance from Hanoi ~ 100 kilometers, distance from Halong Bay ~70 kilometers.

Attractions in Yen Duc village:

- Local house and family village life:
- Visiting local pagoda and historical monuments: Canh Huong pagoda, "73" cave
- Quan Ho singing and cultural life
- Water puppet show



Community based tourism:

- 2 English class for children operated annually
- 60 jobs for local villagers
- 268 gifts for elderly and children
- 20 scholarships give to local students every year
- 02 homestays are in operation
- > \$15000 is donated for community activities in village
- 520 villagers have been trained and know more about the positive effects of tourism and community based tourism



Two main kinds of accommodation: Viet House (built by Indochina Junk) and Homestay.



Tours in Yen Duc Village:

- 2.5 hours tour
- 5 hours tour
- 1 night tour
- 2 nights tour
- Halong Bay – Yen Duc Village tour

Activities: Biking, visiting local market, fishing with bamboo basket, gardening, watching water puppet show, staying overnight, and etc.





FIND US ON

 facebook.com/indochinajunkHalongbay

 instagram.com/indochinajunk

 Indochina Junk

 twitter.com/indojunk


tripadvisor®

CONTACT US

HANOI SALES OFFICE

No 58 Au Trieu str, Hoan Kiem dist, Hanoi

Phone: +84 24 3926 4085

Hotline: +84 964 34 33 22

info@indochina-junk.com

www.indochina-junk.com

